

HOW TO CREATE A QUIZ



iTA'LEEM SERIES: CREATING A QUIZ



IF YOU ARE AN INSTRUCTOR OF A COURSE

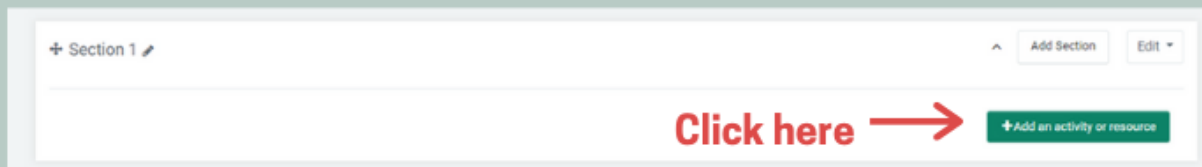
A. Login to the iTa'leem



Go to 'My Courses' and click on the affected course

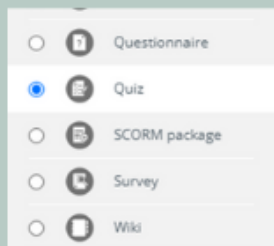
B. At the top right corner, click Setting and click 'Turn editing on'

C. Go to the Section where you would like to Add an activity or resources



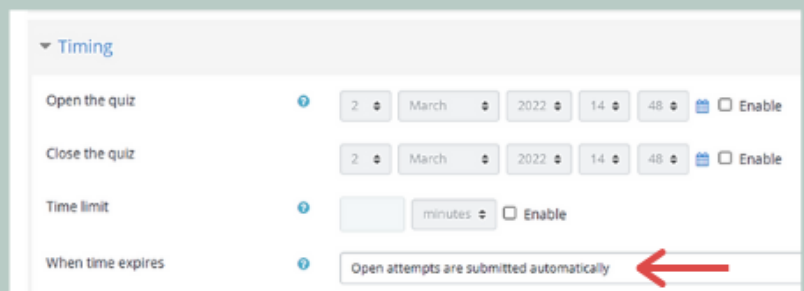
Click here →

D. Scroll down, choose 'Quiz', and 'Add'

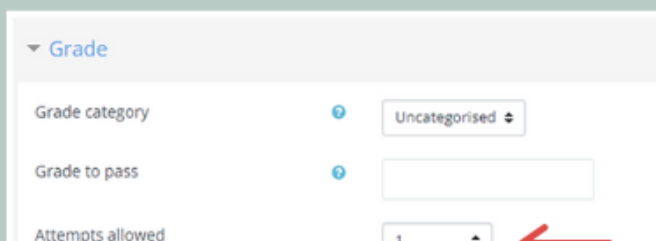


E. Setting your Quiz

- **'General' section:** Give the quiz a name
- **'Timing' section:** set when you want to open and close the Quiz and/or use Time Limit



Set this for the submission



Set the number



ITA'LEEM SERIES: CREATING A QUIZ

G. Click 'Add' to start adding questions

Editing quiz: QUIZ 1

Questions: 0 | Quiz open (closes 4/03/22, 16:06)

Maximum grade: 10.00

Repaginate

Total of marks: 0.00

☐ Shuffle

Click here

- + a new question
- + from question bank
- + a random question

- **a new question** = create new questions such as MCQ, true false
- **from question bank** = choose questions from the question bank

Choose questions that you would like to add to the quiz

Add from the question bank at the end

Select a category: GENERAL KNOWLEDGE (2)

No tag filters applied

Filter by tags...

Search options

☐ Also show questions from subcategories

☐ Also show old questions

☐ Question

+ ☐ QUESTION 1 What is the capital of Malaysia?

+ ☐ QUESTION 2 The second prime minister of Malaysia is Yang Berhormat Tun Abdul Razak

Select a category

- **a random question** = random questions from the question bank

Existing category New category

Category: GENERAL KNOWLEDGE (2)

☐ Include questions from subcategories too

Tags: Any tags

Search

Select a category

Revision #1

Created Fri, Oct 21, 2022 6:08 PM by NOR FARAHIDAH BINTI ZA'BAH

Updated Fri, Oct 21, 2022 6:10 PM by NOR FARAHIDAH BINTI ZA'BAH