

How to Login

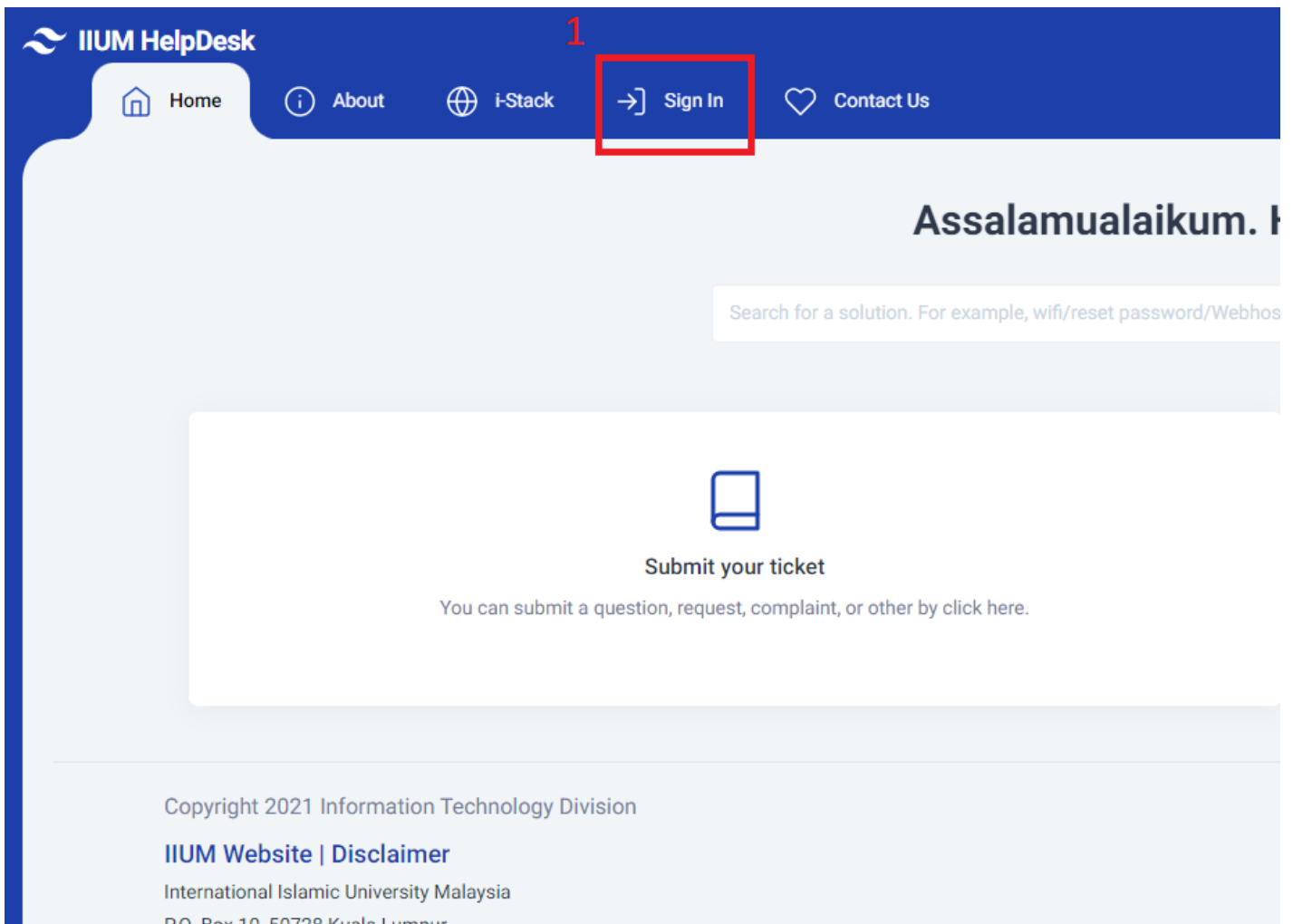
Two Ways

1) Click on this link: Ticket Listing (iium.edu.my)

Or

2) Click on the **Sign In [1]**, then click on **IIUM Community [2]** .Click on the **Administrator [3]** and then click on **Ticket Management [4]**.

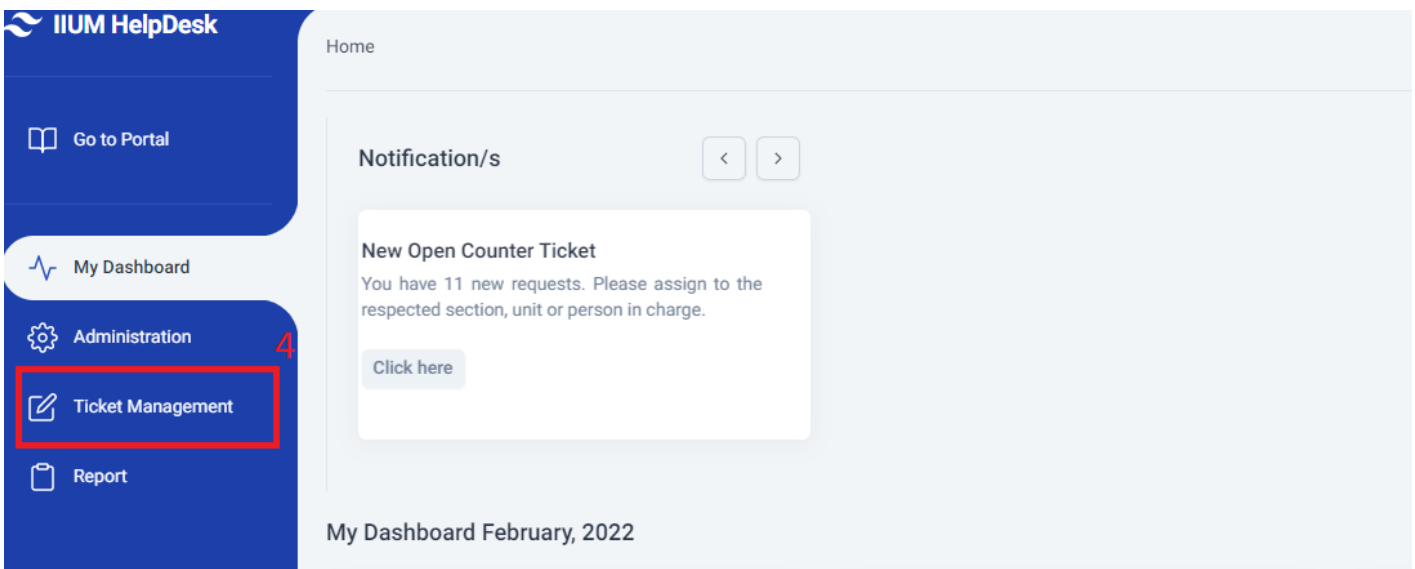
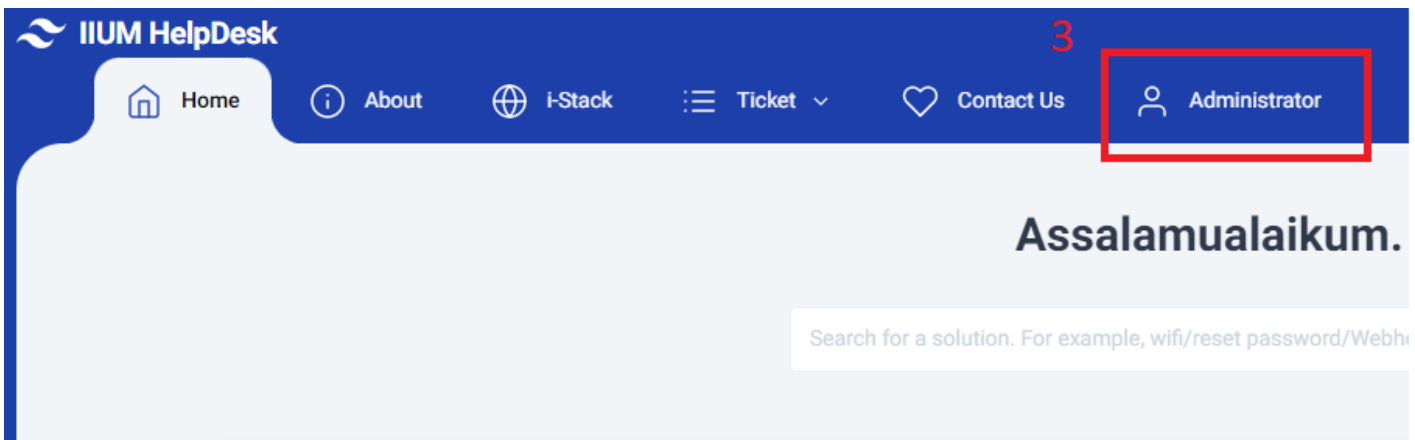
Notes: Login is using CAS credentials.



The screenshot shows the IIUM HelpDesk website interface. The top navigation bar is dark blue and contains the following elements from left to right: the IIUM logo and 'IIUM HelpDesk' text, a 'Home' button with a house icon, an 'About' button with an information icon, an 'i-Stack' button with a globe icon, a 'Sign In' button with a right-pointing arrow icon (highlighted with a red box and a red number '1' above it), and a 'Contact Us' button with a heart icon. Below the navigation bar, the main content area is light blue and features the greeting 'Assalamualaikum. h' on the right. A search bar is present with the placeholder text 'Search for a solution. For example, wifi/reset password/Webhos'. In the center, there is a white box with a blue icon of a document and the text 'Submit your ticket' and 'You can submit a question, request, complaint, or other by click here.' At the bottom, the footer contains the text 'Copyright 2021 Information Technology Division', 'IIUM Website | Disclaimer', 'International Islamic University Malaysia', and 'P.O. Box 10, 50728 Kuala Lumpur'.

For students and staff of IIUM, please log in using IIUM ID by clicking the button IIUM Community.

2



Revision #1

Created Tue, Mar 22, 2022 3:52 PM by FATHUL ARIF KAMARUDIN

Updated Tue, Mar 22, 2022 3:52 PM by FATHUL ARIF KAMARUDIN