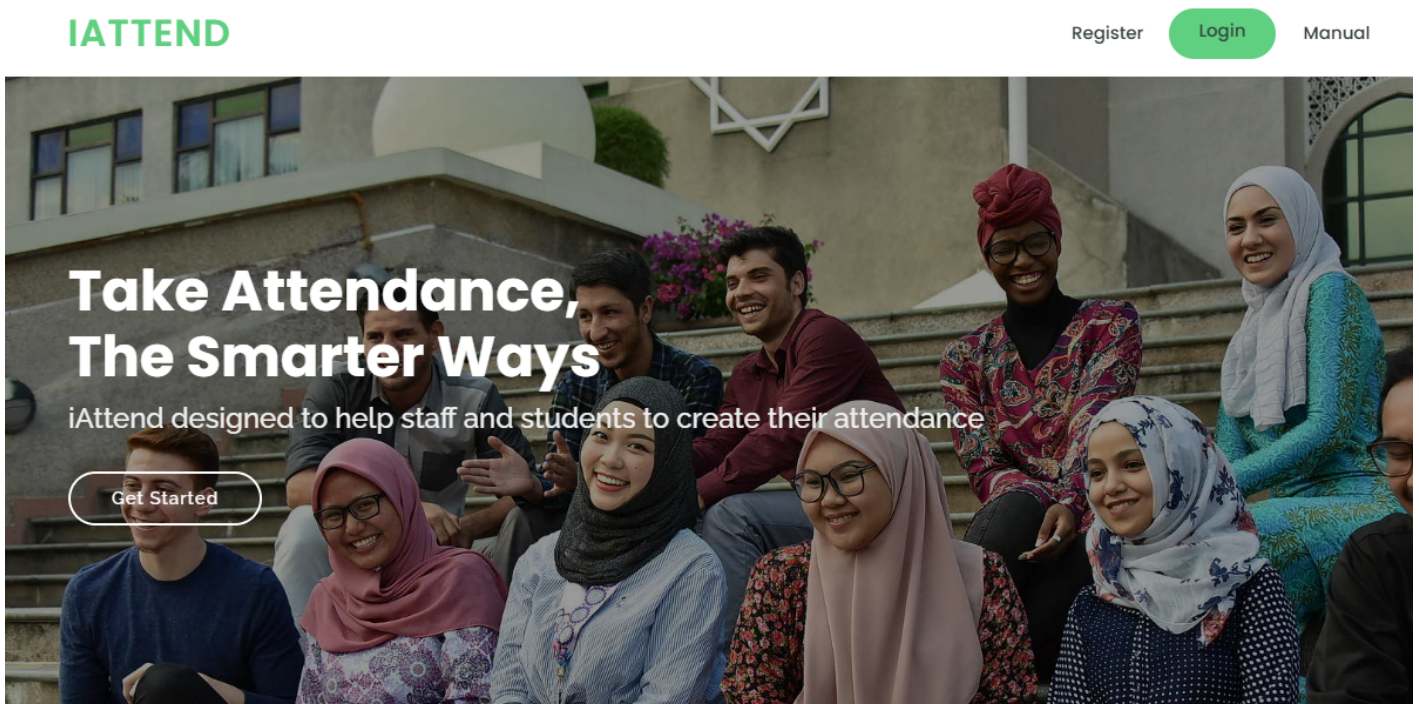


# Login Guide: Using a Web Browser

1. Visit the i-Attend portal at <https://iattend.iium.edu.my>.
2. Click the **Login** button located at the top-right corner of the page.



3. On the login page, click on **Login with MyDigital ID** button.



### IIUM Students and Staff

For IIUM students and staff, please **log in** using your IIUM ID (CAS) below.

Login using IIUM ID

**\*\* NEW STUDENTS**, please ensure that you register/activate your Office 365 account.

Register Office 365

### Public users

Alumni, ex-staff, vendors, visitors etc.

E-Mail Address

Password

Remember Me

Login

[Forgot Your Password?](#)


Or login with



Login with MyDigital ID

MyDigital ID is available to Malaysian citizens only.

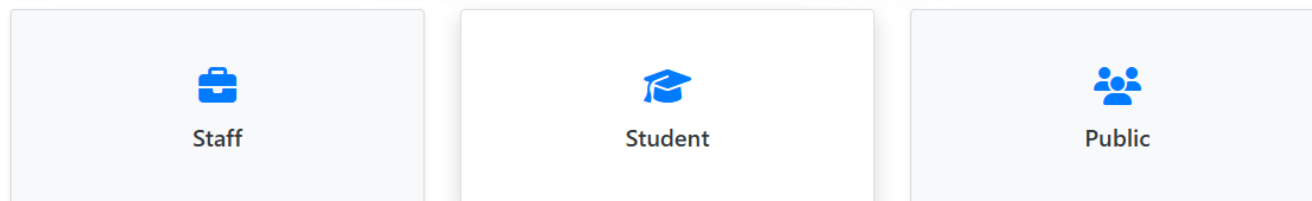
4. You will be redirected to the MyDigital ID authentication page. A QR code will be displayed. Please scan the QR code using the **MyDigital ID mobile application**.



5. Once authentication is successful, you will be redirected back to i-Attend and prompted to select your login type as below.

# Welcome, MUHAMMAD FIRDAUS BIN SHAHARUDDIN

Please select your user category to continue with the login process.



6. Choose the appropriate login type: **Staff**, **Student** or **Public**, based on your role.

- If you select **Staff**, your attendance will be recorded under the staff category.
- If you select **Student**, your attendance will be recorded under the student category.
- If you select **Public**, this option is intended for **Alumni** and **External Users**.

**If you are both a Staff and a Student**, please select the login type that matches the **nature of the event**:

- If the event is intended for **staff**, choose **Staff**.
- If the event is intended for **students**, choose **Student**.

This help ensure that your attendance is recorded correctly and prevents errors in the attendance records.

If you are unsure which category applies to you, please contact the event organizer or system administrator before proceeding.

---

### **⚠Important:**

*Please ensure that you select the correct login type. If you choose **Staff** or **Student** but your record does not exist in the corresponding database, an error message will be displayed indicating that no matching record was found as below.*

---

# Welcome, MUHAMMAD FIRDAUS BIN SHAHARUDDIN

Please select your user category to continue with the login process.

Your record was not found in the staff database. Please choose another category.



Staff



Student



Public

7. Once the login type is verified, you will be successfully logged into the system.

---

Revision #2

Created Fri, Aug 1, 2025 8:55 AM by MUHAMMAD FIRDAUS BIN SHAHARUDDIN

Updated Fri, Aug 1, 2025 8:57 AM by MUHAMMAD FIRDAUS BIN SHAHARUDDIN