

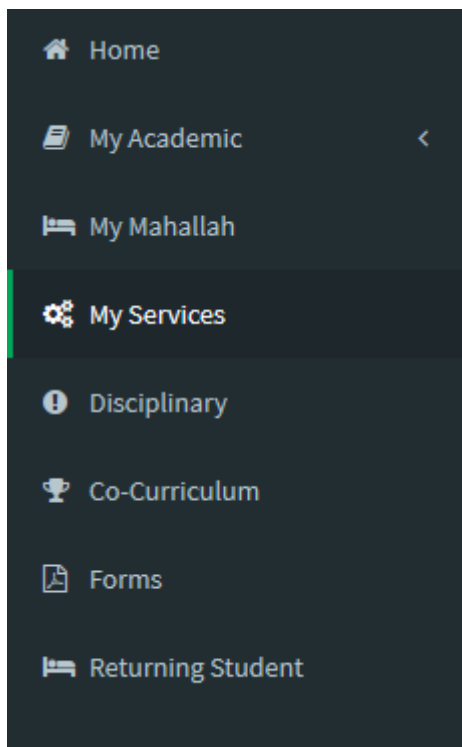
# mySMS Mobile Registration User Guide

Students must register their mobile number before they can use IIUM mySMS services.


**Step 1** Go to **i-Ma'luum** Student Portal

**Step 2** Click Button Login

**Step 3** Click Menu My Services

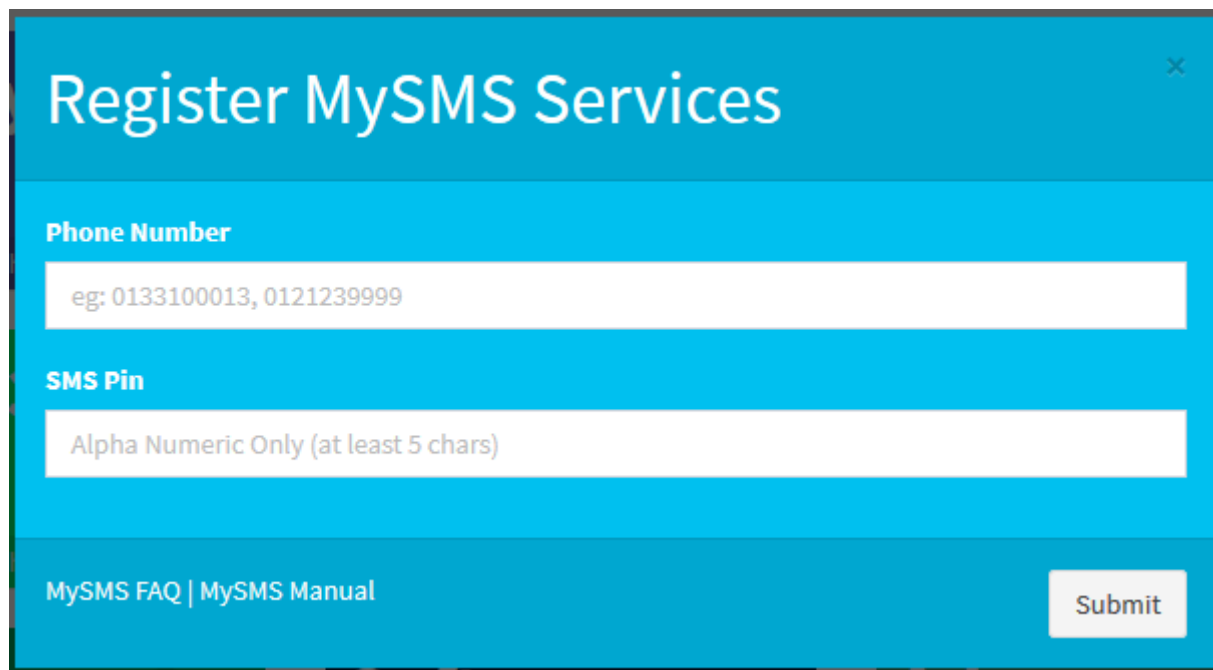


**Step 4** Find MY SMS and click register here



**Step 5** Register your phone number and SMS Pin

**Step 6** Click Submit



The image shows a web form titled "Register MySMS Services" with a close button (X) in the top right corner. The form has a blue header and a light blue body. It contains two input fields: "Phone Number" with a placeholder "eg: 0133100013, 0121239999" and "SMS Pin" with a placeholder "Alpha Numeric Only (at least 5 chars)". At the bottom left, there are links for "MySMS FAQ" and "MySMS Manual". At the bottom right, there is a "Submit" button.

## Register MySMS Services

**Phone Number**

eg: 0133100013, 0121239999

**SMS Pin**

Alpha Numeric Only (at least 5 chars)

[MySMS FAQ](#) | [MySMS Manual](#)

Submit

---

Revision #2

Created Thu, Jul 1, 2021 11:33 AM by FITRATUL NOVIDA BINTI DASRIZAL

Updated Thu, Jul 1, 2021 11:43 AM by FITRATUL NOVIDA BINTI DASRIZAL